



**HAJEE MOHAMMAD DANESH SCIENCE AND TECHNOLOGY UNIVERSITY
DINAJPUR ,BANGLADESH**


Result Sheet

Name of the Examination: B.Sc. (Hons.) in Statistics Level 3 Semester I Examination- 2022

GRADING SYSTEM

Letter Grade(LG)	Grade Point (GP)	Numerical Equivalent
A+	4.00	80 and above
A	3.75	75 to below 80
A-	3.50	70 to below 75
B+	3.25	65 to below 70
B	3.00	60 to below 65
B-	2.75	55 to below 60
C+	2.50	50 to below 55
C	2.25	45 to below 50
D	2.00	40 to below 45
F	0.00	Less than 40

SL.	Student No	Student Name	Statistical Inference-II		Epidemiology		Time Series Analysis		Experimental Design		Statistical Inference-II and Experimental Design (Lab)		Regression Analysis-II		Regression Analysis-II and Time Series Analysis (Lab)		Viva Voce		GPA
			Theo. C.H.3		Theo. C.H. 3		Theo. C.H. 3		Theo. C.H. 3		Prac. C.H. 1.5		Theo. C.H. 3		Prac. C.H. 1.5		C.H. 0.50		
			LG	GP	LG	GP	LG	GP	LG	GP	LG	GP	LG	GP	LG	GP	LG	GP	
1	1808315	Md. Rakinus Sakib	-	-	C+	2.50	-	-	-	-	-	-	-	-	-	-	-	-	2.500
2	1808386	Uday Sankar Roy	B-	2.75	B-	2.75	C	2.25	B+	3.25	C	2.25	B-	2.75	B+	3.25	A-	3.50	2.770
3	1908309	Apurba Unmesh	-	-	D	2.00	-	-	-	-	-	-	-	-	-	-	-	-	2.000
4	1908323	Jannatul Mawa	A	3.75	A	3.75	A-	3.50	A	3.75	A-	3.50	A	3.75	B+	3.25	A	3.75	3.649
5	1908349	Md. Al-Amin	-	-	-	-	B	3.00	-	-	-	-	-	-	-	-	-	-	3.000
6	1908357	Mst. Jakiya Sultana	-	-	B-	2.75	-	-	-	-	-	-	-	-	-	-	-	-	2.750
7	1908362	Mumtahina Karim Oyshe	-	-	-	-	-	-	-	-	A-	3.50	-	-	-	-	-	-	3.500
8	1908375	Niger Parvin	B+	3.25	B-	2.75	C+	2.50	B+	3.25	B	3.00	B	3.00	C+	2.50	B+	3.25	2.926
9	1908386	Ratna Talukder	-	-	-	-	-	-	-	-	-	-	F	0.00	-	-	-	-	0.000
10	2008301	SARABAN TAHURA	A+	4.00	A+	4.00	B+	3.25	A	3.75	A-	3.50	A	3.75	A+	4.00	A	3.75	3.750
11	2008302	MD. SAMS HOSSAIN RAMIM	B	3.00	C	2.25	C	2.25	D	2.00	B+	3.25	D	2.00	C+	2.50	B+	3.25	2.419
12	2008303	AYESHA SIDDIKA	A+	4.00	A+	4.00	A-	3.50	A+	4.00	A+	4.00	A	3.75	A-	3.50	A	3.75	3.831
13	2008304	MD. ABU SAYEM	A	3.75	B+	3.25	B-	2.75	A-	3.50	A-	3.50	A	3.75	A+	4.00	A-	3.50	3.459
14	2008305	MD. RAKIBUL HASAN POLASH	A-	3.50	B+	3.25	B+	3.25	A-	3.50	B+	3.25	B+	3.25	B	3.00	A+	4.00	3.331
15	2008306	HRIDOY KUNDU	B+	3.25	C+	2.50	C+	2.50	B-	2.75	A-	3.50	B-	2.75	A-	3.50	B+	3.25	2.885
16	2008307	MOST. RUBAIA AKTER RIFAT	A	3.75	A	3.75	A-	3.50	A	3.75	A-	3.50	A+	4.00	A+	4.00	A-	3.50	3.743


 Controller of Examinations
 Date: 27.03.2024



**HAJEE MOHAMMAD DANESH SCIENCE AND TECHNOLOGY UNIVERSITY
DINAJPUR, BANGLADESH**


Result Sheet

GRADING SYSTEM

Name of the Examination: B.Sc. (Hons.) in Statistics Level 3 Semester I Examination- 2022

Letter Grade(LG)	Grade Point (GP)	Numerical Equivalent
A+	4.00	80 and above
A	3.75	75 to below 80
A-	3.50	70 to below 75
B+	3.25	65 to below 70
B	3.00	60 to below 65
B-	2.75	55 to below 60
C+	2.50	50 to below 55
C	2.25	45 to below 50
D	2.00	40 to below 45
F	0.00	Less than 40

SL.	Student No	Student Name	Statistical Inference-II		Epidemiology		Time Series Analysis		Experimental Design		Statistical Inference-II and Experimental Design (Lab)		Regression Analysis-II		Regression Analysis-II and Time Series Analysis (Lab)		Viva Voce		GPA
			Theo. C.H.3		Theo. C.H. 3		Theo. C.H. 3		Theo. C.H. 3		Prac. C.H. 1.5		Theo. C.H. 3		Prac. C.H. 1.5		C.H. 0.50		
			LG	GP	LG	GP	LG	GP	LG	GP	LG	GP	LG	GP	LG	GP	LG	GP	
17	2008310	MD.ASIF HASAN	C	2.25	F	0.00	D	2.00	C	2.25	B+	3.25	C	2.25	B	3.00	B	3.00	2.395
18	2008311	MOST. NUSRAT JAHAN RESMA	A+	4.00	A+	4.00	A+	4.00	A+	4.00	A+	4.00	A+	4.00	A+	4.00	A+	4.00	4.000
19	2008312	MD. AL-AMIN KHAN	A+	4.00	A	3.75	B+	3.25	B+	3.25	A	3.75	A	3.75	A-	3.50	B	3.00	3.588
20	2008314	VASKAR JOTI ROY	A-	3.50	B-	2.75	B-	2.75	B+	3.25	A-	3.50	B-	2.75	B	3.00	A-	3.50	3.054
21	2008315	MD. JOMIRUDDIN	A	3.75	B+	3.25	B+	3.25	A-	3.50	B+	3.25	B+	3.25	B+	3.25	B+	3.25	3.372
22	2008316	RAISA ZANNAT	A	3.75	A-	3.50	A-	3.50	A+	4.00	A-	3.50	A-	3.50	A	3.75	B+	3.25	3.635
23	2008317	MD. ISRAFIL ISLAM	B+	3.25	B	3.00	F	0.00	B-	2.75	B+	3.25	D	2.00	B+	3.25	B	3.00	2.855
24	2008318	DHATRI ROY	A+	4.00	A-	3.50	B+	3.25	A	3.75	A	3.75	A+	4.00	A-	3.50	B	3.00	3.669
25	2008320	MST. REJUANA PARVIN	A+	4.00	A-	3.50	A-	3.50	A+	4.00	A	3.75	A	3.75	A-	3.50	A+	4.00	3.736
26	2008322	NAHIAN ALAM RAFI	B+	3.25	B	3.00	B-	2.75	B	3.00	C+	2.50	C	2.25	B+	3.25	B+	3.25	2.865
27	2008323	MD. KOWSER HABIB	B+	3.25	B-	2.75	B+	3.25	B+	3.25	A-	3.50	B	3.00	B	3.00	B	3.00	3.122
28	2008324	MAHMUDUN NABI ASHIK	B	3.00	B-	2.75	B-	2.75	B+	3.25	A	3.75	B-	2.75	A-	3.50	A-	3.50	3.034
29	2008325	AIRIN AKTER	A+	4.00	A-	3.50	A-	3.50	A-	3.50	A-	3.50	A	3.75	B+	3.25	A+	4.00	3.615
30	2008326	HIMANGSHU CHANDRA ROY	A	3.75	B-	2.75	C+	2.50	A-	3.50	C+	2.50	A-	3.50	A-	3.50	B	3.00	3.162
31	2008327	SHUBORNA AKTER	B+	3.25	B	3.00	B-	2.75	B+	3.25	A-	3.50	B-	2.75	B	3.00	A-	3.50	3.054
32	2008328	PARTHO SAROTHI SARKER	B	3.00	C	2.25	C	2.25	C+	2.50	B	3.00	C+	2.50	B+	3.25	B	3.00	2.615


 Controller of Examinations
 Date: 27.03.2024



HAJEE MOHAMMAD DANESH SCIENCE AND TECHNOLOGY UNIVERSITY
DINAJPUR, BANGLADESH

Result Sheet


Name of the Examination: B.Sc. (Hons.) in Statistics Level 3 Semester I Examination- 2022

GRADING SYSTEM

3

Letter Grade(LG)	Grade Point (GP)	Numerical Equivalent
A+	4.00	80 and above
A	3.75	75 to below 80
A-	3.50	70 to below 75
B+	3.25	65 to below 70
B	3.00	60 to below 65
B-	2.75	55 to below 60
C+	2.50	50 to below 55
C	2.25	45 to below 50
D	2.00	40 to below 45
F	0.00	Less than 40

SL.	Student No	Student Name	Statistical Inference-II		Epidemiology		Time Series Analysis		Experimental Design		Statistical Inference-II and Experimental Design (Lab)		Regression Analysis-II		Regression Analysis-II and Time Series Analysis (Lab)		Viva Voce		GPA
			Theo. C.H.3		Theo. C.H. 3		Theo. C.H. 3		Theo. C.H. 3		Prac. C.H. 1.5		Theo. C.H. 3		Prac. C.H. 1.5		C.H. 0.50		
			LG	GP	LG	GP	LG	GP	LG	GP	LG	GP	LG	GP	LG	GP	LG	GP	
33	2008330	MD. ABDUS SAMAD	A-	3.50	B+	3.25	B	3.00	B-	2.75	B-	2.75	B+	3.25	A-	3.50	B	3.00	3.142
34	2008331	SAKILA AKTER SIMA	A-	3.50	C+	2.50	B	3.00	B	3.00	B+	3.25	B-	2.75	A-	3.50	B	3.00	3.020
35	2008332	UMMAY ZURAIRA SEBA	B	3.00	C+	2.50	C+	2.50	A	3.75	B+	3.25	B-	2.75	B-	2.75	B+	3.25	2.926
36	2008333	SHAMIYA AKHTER	A-	3.50	A-	3.50	B	3.00	A-	3.50	A-	3.50	B	3.00	B+	3.25	B+	3.25	3.311
37	2008334	MD. ABU NAIEM	B	3.00	B	3.00	D	2.00	A-	3.50	B+	3.25	C+	2.50	A-	3.50	B	3.00	2.899
38	2008336	MD. ZAHID HASAN SHOBUJ	B-	2.75	C+	2.50	C+	2.50	B-	2.75	C	2.25	C+	2.50	B	3.00	B+	3.25	2.622
39	2008337	MD. TAHSIN HABIB	D	2.00	D	2.00	F	0.00	F	0.00	F	0.00	F	0.00	F	0.00	-	-	2.000
40	2008338	PORITOSH CHANDRA ROY	C+	2.50	C	2.25	D	2.00	D	2.00	C+	2.50	D	2.00	B+	3.25	B	3.00	2.291
41	2008339	KOMAL HASAN SUMON	A-	3.50	B+	3.25	B	3.00	B+	3.25	A-	3.50	A	3.75	A+	4.00	A+	4.00	3.432
42	2008340	MD. ABU SAYEM	B+	3.25	C	2.25	C+	2.50	C+	2.50	B	3.00	F	0.00	B-	2.75	B	3.00	2.685
43	2008343	SOHEL MAHMUD	A	3.75	A-	3.50	B-	2.75	A	3.75	B+	3.25	B+	3.25	B+	3.25	B	3.00	3.365
44	2008344	A. M. MOSTAHSIN BILLAH	B+	3.25	B+	3.25	B-	2.75	B	3.00	C+	2.50	C+	2.50	B+	3.25	B+	3.25	2.946
45	2008345	MD. TANJIM	A-	3.50	B-	2.75	B-	2.75	B	3.00	B+	3.25	B	3.00	B-	2.75	A+	4.00	3.027
46	2008346	SHAFIUR RAHMAN MAHIN	B	3.00	C+	2.50	D	2.00	C+	2.50	B	3.00	C	2.25	A-	3.50	B-	2.75	2.588
47	2008347	MD. MAHOFUZUR RAHAMAN	B-	2.75	C	2.25	C+	2.50	D	2.00	B	3.00	C	2.25	B	3.00	B	3.00	2.473
48	2008349	MD. KABIR BIN KARIM	A	3.75	B+	3.25	A-	3.50	A	3.75	A	3.75	A	3.75	A	3.75	A+	4.00	3.635


 Controller of Examinations
 Date: 27.03.2024



HAJEE MOHAMMAD DANESH SCIENCE AND TECHNOLOGY UNIVERSITY
DINAJPUR, BANGLADESH


Result Sheet

Name of the Examination: B.Sc. (Hons.) in Statistics Level 3 Semester I Examination- 2022

GRADING SYSTEM

Letter Grade(LG)	Grade Point (GP)	Numerical Equivalent
A+	4.00	80 and above
A	3.75	75 to below 80
A-	3.50	70 to below 75
B+	3.25	65 to below 70
B	3.00	60 to below 65
B-	2.75	55 to below 60
C+	2.50	50 to below 55
C	2.25	45 to below 50
D	2.00	40 to below 45
F	0.00	Less than 40

SL.	Student No	Student Name	Statistical Inference-II		Epidemiology		Time Series Analysis		Experimental Design		Statistical Inference-II and Experimental Design (Lab)		Regression Analysis-II		Regression Analysis-II and Time Series Analysis (Lab)		Viva Voce		GPA
			Theo. C.H.3		Theo. C.H. 3		Theo. C.H. 3		Theo. C.H. 3		Prac. C.H. 1.5		Theo. C.H. 3		Prac. C.H. 1.5		C.H. 0.50		
			LG	GP	LG	GP	LG	GP	LG	GP	LG	GP	LG	GP	LG	GP	LG	GP	
49	2008350	MD. AL- NAIM	B+	3.25	B	3.00	B	3.00	C+	2.50	B	3.00	D	2.00	B+	3.25	B	3.00	2.818
50	2008351	MD. ASSADUZZAMAN MONDOL	A+	4.00	A+	4.00	A-	3.50	A	3.75	A+	4.00	A-	3.50	A+	4.00	A	3.75	3.791
51	2008352	MD. SHAHARIAR ISLAM IMON	C	2.25	C+	2.50	F	0.00	B	3.00	A-	3.50	F	0.00	B	3.00	B	3.00	2.760
52	2008353	MD. RIFATUL ISLAM	B-	2.75	D	2.00	C	2.25	C	2.25	B-	2.75	C	2.25	B+	3.25	B-	2.75	2.426
53	2008355	DRISTI RANI	A+	4.00	A+	4.00	A-	3.50	A+	4.00	A+	4.00	A+	4.00	A+	4.00	A+	4.00	3.919
54	2008356	ASHIKUR RAHAMAN	C	2.25	D	2.00	D	2.00	C	2.25	B	3.00	C	2.25	B-	2.75	B-	2.75	2.284
55	2008357	MD. LIHAN UZ ZAMAN	B+	3.25	B-	2.75	B+	3.25	B-	2.75	B-	2.75	C+	2.50	A-	3.50	B-	2.75	2.932
56	2008359	MD. ALAMIN HAQUE	A	3.75	B+	3.25	B	3.00	A	3.75	B	3.00	B+	3.25	A-	3.50	B+	3.25	3.372
57	2008360	MD. ABDUS SAMAD	B+	3.25	B-	2.75	B-	2.75	B+	3.25	B	3.00	D	2.00	D	2.00	B	3.00	2.757
58	2008362	SUBROTO BONDHU ROY	B	3.00	B-	2.75	B	3.00	B+	3.25	B+	3.25	C+	2.50	B+	3.25	B+	3.25	2.966
59	2008363	PRANAB BASAK TANMOY	A+	4.00	A	3.75	B+	3.25	A	3.75	B+	3.25	A	3.75	B+	3.25	B	3.00	3.608
60	2008364	MD. READION ISLAM RAZON	A	3.75	B	3.00	B+	3.25	A-	3.50	A	3.75	A	3.75	A-	3.50	A-	3.50	3.480
61	2008365	MUNMUN NAHAR	A	3.75	A-	3.50	A-	3.50	A	3.75	A	3.75	A+	4.00	A-	3.50	A+	4.00	3.696
62	2008366	MST. ESHRAT ZAHAN	A	3.75	A+	4.00	A	3.75	A	3.75	B+	3.25	A+	4.00	B+	3.25	B	3.00	3.730
63	2008367	SOYEB JAMAN	B-	2.75	B-	2.75	B-	2.75	C+	2.50	C+	2.50	B-	2.75	A-	3.50	B+	3.25	2.764
64	2008368	MST. NASRIN AKTER LABONI	A	3.75	B	3.00	A-	3.50	A-	3.50	A+	4.00	A-	3.50	A-	3.50	B	3.00	3.486


Controller of Examinations
Date: 27.03.2024



HAJEE MOHAMMAD DANESH SCIENCE AND TECHNOLOGY UNIVERSITY
DINAJPUR ,BANGLADESH

Result Sheet


Name of the Examination: B.Sc. (Hons.) in Statistics Level 3 Semester I Examination- 2022

GRADING SYSTEM

5

Letter Grade(LG)	Grade Point (GP)	Numerical Equivalent
A+	4.00	80 and above
A	3.75	75 to below 80
A-	3.50	70 to below 75
B+	3.25	65 to below 70
B	3.00	60 to below 65
B-	2.75	55 to below 60
C+	2.50	50 to below 55
C	2.25	45 to below 50
D	2.00	40 to below 45
F	0.00	Less than 40

SL.	Student No	Student Name	Statistical Inference-II		Epidemiology		Time Series Analysis		Experimental Design		Statistical Inference-II and Experimental Design (Lab)		Regression Analysis-II		Regression Analysis-II and Time Series Analysis (Lab)		Viva Voce		GPA
			Theo. C.H.3		Theo. C.H. 3		Theo. C.H. 3		Theo. C.H. 3		Prac. C.H. 1.5		Theo. C.H. 3		Prac. C.H. 1.5		C.H. 0.50		
			LG	GP	LG	GP	LG	GP	LG	GP	LG	GP	LG	GP	LG	GP	LG	GP	
65	2008369	MAMUN HOSSEN	D	2.00	C	2.25	F	0.00	B+	3.25	B+	3.25	D	2.00	B	3.00	B	3.00	2.540
66	2008370	ANONNA RAY	A+	4.00	A-	3.50	A-	3.50	A	3.75	A+	4.00	A+	4.00	A-	3.50	A-	3.50	3.743
67	2008371	MUKTER ALI	B+	3.25	C+	2.50	C+	2.50	B+	3.25	B	3.00	B+	3.25	A+	4.00	A-	3.50	3.054
68	2008373	ISTEAQ KABIR SIFAT	A+	4.00	A	3.75	A-	3.50	A	3.75	A+	4.00	A+	4.00	A+	4.00	A+	4.00	3.838
69	2008376	FAHIM AL MAHMUD	B	3.00	B	3.00	B-	2.75	B+	3.25	B+	3.25	B	3.00	B	3.00	A	3.75	3.041


27.03.2024
Controller of Examinations
Date: