




Examination results of B.Sc.(Hons.) in Statistics , Level-2 Semester-II, Examination 2024

Course Info:

- 1. **STT261:** Statistical Inference-I (Theoretical,C.H.3.00)
- 2. **STT263:** Demography-I (Theoretical,C.H.3.00)
- 3. **STT264:** Statistical Inference –I and Demography-I (Lab (Sessional,C.H.1.50)
- 4. **STT265:** Regression Analysis-I (Theoretical,C.H.3.00)
- 5. **STT267:** Analysis of Variance (Theoretical,C.H.3.00)
- 6. **STT268:** Regression Analysis-I and Analysis of Variance (Lab) (Sessional,C.H.1.50)
- 7. **STT269:** Data Processing with Statistical Package (Theoretical,C.H.2.00)
- 8. **STT270:** Statistical Package (Lab) (Sessional,C.H.1.50)
- 9. **STT272:** Viva-voce (Viva - Voce,C.H.0.50)

Grading System		
Letter Grade (LG)	Grade Point (GP)	Numerical Equivalent
A+	4.00	80 and above
A	3.75	75 to below 80
A-	3.50	70 to below 75
B+	3.25	65 to below 70
B	3.00	60 to below 65
B-	2.75	55 to below 60
C+	2.50	50 to below 55
C	2.25	45 to below 50
D	2.00	40 to below 45
F	0.00	Less Than 40

SL.	ID	STT261		STT263		STT264		STT265		STT267		STT268		STT269		STT270		STT272		GPA
		LG	GP	LG	GP	LG	GP	LG	GP	LG	GP	LG	GP	LG	GP	LG	GP	LG	GP	
1	2008335	-	-	F	0.00	-	-	-	-	F	0.00	-	-	-	-	-	-	-	-	-
2	2008361	-	-	F	0.00	-	-	-	-	-	-	-	-	-	-	-	-	-	-	-
3	2108310	F	0.00	-	-	-	-	D	2.00	-	-	-	-	-	-	-	-	-	-	-
4	2108311	-	-	-	-	-	-	B-	2.75	-	-	-	-	-	-	-	-	-	-	2.000
5	2108340	-	-	-	-	-	-	F	0.00	-	-	-	-	-	-	-	-	-	-	2.750
6	2108344	-	-	F	0.00	-	-	-	-	-	-	-	-	-	-	-	-	-	-	-
7	2108356	-	-	F	0.00	-	-	-	-	-	-	-	-	-	-	-	-	-	-	-
8	2108363	B	3.00	-	-	-	-	-	-	A-	3.50	-	-	F	0.00	-	-	-	-	-
9	2108376	-	-	-	-	-	-	-	-	-	-	-	-	-	-	-	-	-	-	3.250
10	2108379	-	-	-	-	-	-	-	-	-	-	-	-	A+	4.00	-	-	-	-	4.000
11	2208301	A-	3.50	A-	3.50	A-	3.50	A	3.75	D	2.00	A+	4.00	B+	3.25	B	3.00	B	3.00	-
12	2208306	A+	4.00	A+	4.00	A+	4.00	A+	4.00	A+	4.00	A+	4.00	A+	4.00	A	3.75	B-	2.75	3.263
13	2208307	-	-	-	-	-	-	-	-	-	-	-	-	-	-	-	-	-	-	3.947
14	2208308	-	-	-	-	-	-	B	3.00	-	-	-	-	-	-	A-	3.50	-	-	3.500
15	2208317	-	-	-	-	-	-	A-	3.50	-	-	-	-	-	-	-	-	-	-	3.000
16	2208321	A-	3.50	A-	3.50	A-	3.50	A	3.75	A-	3.50	A-	3.50	A-	3.50	A-	3.50	B	3.00	3.500
17	2208327	-	-	-	-	B+	3.25	-	-	-	-	-	-	-	-	-	-	-	-	3.526
18	2208331	-	-	-	-	B	3.00	-	-	-	-	-	-	-	-	-	-	-	-	3.250
19	2208334	-	-	-	-	F	0.00	-	-	-	-	-	-	-	-	-	-	-	-	3.000
20	2208335	-	-	-	-	F	0.00	-	-	-	-	-	-	-	-	-	-	-	-	-
21	2208340	C	2.25	B-	2.75	B+	3.25	D	2.00	B	3.00	A	3.75	B-	2.75	B	3.00	B-	2.75	-
22	2208341	F	0.00	-	-	-	-	-	-	-	-	-	-	-	-	-	-	-	-	2.730
23	2208353	-	-	-	-	A-	3.50	-	-	-	-	-	-	-	-	-	-	-	-	-
24	2208355	A-	3.50	A-	3.50	A	3.75	A-	3.50	A-	3.50	A	3.75	A-	3.50	A-	3.50	B	3.00	3.250
25	2208359	-	-	-	-	B	3.00	-	-	-	-	-	-	-	-	B	3.00	B	3.00	3.526
																B	3.00			3.000


 Controller of Examinations
 10.06.2024



Hajee Mohammad Danesh Science & Technology University, Dinajpur


Examination results of B.Sc.(Hons.) in Statistics , Level-2 Semester-II, Examination 2024

Course Info:

1. **STT261:** Statistical Inference-I (Theoretical,C.H.3.00)
2. **STT263:** Demography-I (Theoretical,C.H.3.00)
3. **STT264:** Statistical Inference –I and Demography-I (Lab (Sessional,C.H.1.50)
4. **STT265:** Regression Analysis-I (Theoretical,C.H.3.00)
5. **STT267:** Analysis of Variance (Theoretical,C.H.3.00)
6. **STT268:** Regression Analysis-I and Analysis of Variance (Lab) (Sessional,C.H.1.50)
7. **STT269:** Data Processing with Statistical Package (Theoretical,C.H.2.00)
8. **STT270:** Statistical Package (Lab) (Sessional,C.H.1.50)
9. **STT272:** Viva-voce (Viva - Voce,C.H.0.50)

Grading System		
Letter Grade (LG)	Grade Point (GP)	Numerical Equivalent
A+	4.00	80 and above
A	3.75	75 to below 80
A-	3.50	70 to below 75
B+	3.25	65 to below 70
B	3.00	60 to below 65
B-	2.75	55 to below 60
C+	2.50	50 to below 55
C	2.25	45 to below 50
D	2.00	40 to below 45
F	0.00	Less Than 40

SL.	ID	STT261		STT263		STT264		STT265		STT267		STT268		STT269		STT270		STT272		GPA
		LG	GP	LG	GP	LG	GP	LG	GP	LG	GP	LG	GP	LG	GP	LG	GP	LG	GP	
26	2208369	-	-	-	-	A-	3.50	-	-	-	-	-	-	-	-	-	-	-	-	3.500
27	2308301	A+	4.00	B+	3.25	A+	4.00	A	3.75	A	3.75	A	3.75	A+	4.00	A	3.75	B+	3.25	3.743
28	2308304	A+	4.00	A	3.75	A+	4.00	A	3.75	A+	4.00	A+	4.00	A+	4.00	A	3.75	A	3.75	3.895
29	2308305	A-	3.50	A-	3.50	A	3.75	A	3.75	A	3.75	B+	3.25	B+	3.25	B+	3.25	A-	3.50	3.533
30	2308306	A	3.75	A-	3.50	B+	3.25	A+	4.00	A+	4.00	A	3.75	A-	3.50	B+	3.25	B	3.00	3.664
31	2308307	F	0.00	C+	2.50	B+	3.25	F	0.00	B	3.00	B+	3.25	B	3.00	B	3.00	B-	2.75	2.933
32	2308308	B	3.00	B-	2.75	B+	3.25	F	0.00	C+	2.50	B+	3.25	D	2.00	B+	3.25	B-	2.75	2.797
33	2308309	A	3.75	A+	4.00	A+	4.00	A-	3.50	A+	4.00	A	3.75	A	3.75	A-	3.50	B	3.00	3.770
34	2308311	A+	4.00	A	3.75	A	3.75	A+	4.00	A+	4.00	A+	4.00	A+	4.00	A-	3.50	B	3.00	3.882
35	2308312	B+	3.25	B+	3.25	B	3.00	B-	2.75	B+	3.25	B+	3.25	B+	3.25	B-	2.75	B+	3.25	3.112
36	2308313	A-	3.50	B+	3.25	A+	4.00	A	3.75	A	3.75	A	3.75	B	3.00	A-	3.50	B-	2.75	3.526
37	2308314	A	3.75	A	3.75	A+	4.00	A	3.75	A+	4.00	A	3.75	A-	3.50	A+	4.00	B	3.00	3.783
38	2308318	B-	2.75	C+	2.50	B-	2.75	C+	2.50	B+	3.25	B-	2.75	B-	2.75	B	3.00	B-	2.75	2.770
39	2308320	A	3.75	B+	3.25	B	3.00	B+	3.25	A	3.75	A	3.75	B-	2.75	B	3.00	B	3.00	3.349
40	2308321	A-	3.50	B+	3.25	A-	3.50	A	3.75	A-	3.50	A-	3.50	B	3.00	B+	3.25	B-	2.75	3.408
41	2308322	A	3.75	A	3.75	A+	4.00	A+	4.00	A+	4.00	A+	4.00	A+	4.00	A+	4.00	B+	3.25	3.901
42	2308323	A	3.75	A-	3.50	B+	3.25	A+	4.00	A+	4.00	B+	3.25	A-	3.50	A+	4.00	B	3.00	3.684
43	2308324	B-	2.75	B	3.00	B-	2.75	B-	2.75	B+	3.25	B	3.00	B	3.00	B	3.00	B	3.00	2.941
44	2308325	F	0.00	F	0.00	C+	2.50	F	0.00	C	2.25	B	3.00	B-	2.75	B	3.00	B-	2.75	2.638
45	2308326	B+	3.25	A-	3.50	A-	3.50	B	3.00	B	3.00	A-	3.50	C+	2.50	B+	3.25	B-	2.75	3.158
46	2308329	B	3.00	B	3.00	B+	3.25	B	3.00	A-	3.50	B+	3.25	B+	3.25	B+	3.25	B-	2.75	3.158
47	2308331	B-	2.75	C+	2.50	D	2.00	C+	2.50	B	3.00	B	3.00	C	2.25	B	3.00	B-	2.75	2.638
48	2308332	C	2.25	C+	2.50	B-	2.75	B-	2.75	C	2.25	B-	2.75	B-	2.75	C	2.25	B-	2.75	2.513
49	2308334	A-	3.50	B+	3.25	B-	2.75	B+	3.25	A	3.75	A-	3.50	B+	3.25	B	3.00	C+	2.50	3.309
50	2308337	B	3.00	B-	2.75	C+	2.50	B	3.00	B+	3.25	A	3.75	B	3.00	C+	2.50	B-	2.75	2.974


 Controller of Examinations
 10.06.2024



Hajee Mohammad Danesh Science & Technology University, Dinajpur

Examination results of B.Sc.(Hons.) in Statistics , Level-2 Semester-II, Examination 2024

Course Info:

- | | | |
|---|--|---|
| 1. STT261: Statistical Inference-I (Theoretical,C.H.3.00) | 2. STT263: Demography-I (Theoretical,C.H.3.00) | 3. STT264: Statistical Inference –I and Demography-I (Lab (Sessional,C.H.1.50) |
| 4. STT265: Regression Analysis-I (Theoretical,C.H.3.00) | 5. STT267: Analysis of Variance (Theoretical,C.H.3.00) | 6. STT268: Regression Analysis-I and Analysis of Variance (Lab) (Sessional,C.H.1.50) |
| 7. STT269: Data Processing with Statistical Package (Theoretical,C.H.2.00) | 8. STT270: Statistical Package (Lab) (Sessional,C.H.1.50) | 9. STT272: Viva-voce (Viva - Voce,C.H.0.50) |

Grading System		
Letter Grade (LG)	Grade Point (GP)	Numerical Equivalent
A+	4.00	80 and above
A	3.75	75 to below 80
A-	3.50	70 to below 75
B+	3.25	65 to below 70
B	3.00	60 to below 65
B-	2.75	55 to below 60
C+	2.50	50 to below 55
C	2.25	45 to below 50
D	2.00	40 to below 45
F	0.00	Less Than 40

SL.	ID	STT261		STT263		STT264		STT265		STT267		STT268		STT269		STT270		STT272		GPA
		LG	GP	LG	GP	LG	GP	LG	GP	LG	GP	LG	GP	LG	GP	LG	GP	LG	GP	
51	2308338	B	3.00	B	3.00	C+	2.50	B	3.00	A-	3.50	B-	2.75	C	2.25	B	3.00	B-	2.75	2.934
52	2308339	A-	3.50	B+	3.25	B-	2.75	B+	3.25	A	3.75	B+	3.25	B-	2.75	B	3.00	C+	2.50	3.237
53	2308340	A+	4.00	A	3.75	A-	3.50	A+	4.00	A+	4.00	A+	4.00	A	3.75	A+	4.00	B-	2.75	3.862
54	2308341	C	2.25	C	2.25	D	2.00	D	2.00	C+	2.50	C	2.25	D	2.00	D	2.00	C	2.25	2.184
55	2308345	B+	3.25	B+	3.25	B-	2.75	B+	3.25	A-	3.50	A	3.75	C	2.25	B+	3.25	B	3.00	3.178
56	2308347	A	3.75	B+	3.25	B+	3.25	B+	3.25	A	3.75	A-	3.50	F	0.00	B	3.00	B-	2.75	3.412
57	2308351	A	3.75	B+	3.25	B+	3.25	A-	3.50	A	3.75	A	3.75	A-	3.50	A	3.75	B	3.00	3.546
58	2308352	B-	2.75	B-	2.75	B-	2.75	B-	2.75	A-	3.50	B	3.00	B+	3.25	B+	3.25	B-	2.75	2.980
59	2308353	A-	3.50	B+	3.25	A	3.75	A-	3.50	A+	4.00	A	3.75	B+	3.25	B+	3.25	A	3.75	3.539
60	2308355	A	3.75	A	3.75	B+	3.25	A	3.75	A+	4.00	A	3.75	A	3.75	A+	4.00	A	3.75	3.770
61	2308358	F	0.00	F	0.00	F	0.00	F	0.00	F	0.00	F	0.00	F	0.00	F	0.00	F	0.00	-
62	2308361	F	0.00	C+	2.50	B-	2.75	C	2.25	D	2.00	B-	2.75	C+	2.50	C+	2.50	B-	2.75	2.414
63	2308362	A	3.75	A	3.75	A-	3.50	A	3.75	A+	4.00	A	3.75	B+	3.25	A+	4.00	A	3.75	3.737
64	2308366	C	2.25	F	0.00	B-	2.75	C	2.25	C+	2.50	C+	2.50	D	2.00	B	3.00	B-	2.75	2.422
65	2308369	B	3.00	B	3.00	C+	2.50	B+	3.25	A-	3.50	A-	3.50	B	3.00	B+	3.25	B-	2.75	3.132
66	2308371	B+	3.25	B+	3.25	B	3.00	B+	3.25	A-	3.50	B	3.00	B+	3.25	B+	3.25	B-	2.75	3.237
67	2308379	B	3.00	B	3.00	B	3.00	B	3.00	B+	3.25	A	3.75	F	0.00	B	3.00	B+	3.25	3.118
68	2308380	B-	2.75	B	3.00	B	3.00	C+	2.50	B+	3.25	B	3.00	C+	2.50	B-	2.75	B+	3.25	2.855
69	2308381	A	3.75	B+	3.25	B+	3.25	A	3.75	A	3.75	B+	3.25	B	3.00	B+	3.25	B+	3.25	3.461
70	2308382	A-	3.50	B	3.00	B-	2.75	A-	3.50	A-	3.50	B+	3.25	C	2.25	B-	2.75	B-	2.75	3.132
71	2308383	A	3.75	A-	3.50	B	3.00	A	3.75	A+	4.00	A-	3.50	B-	2.75	B	3.00	B	3.00	3.487
72	2308386	A-	3.50	F	0.00	B+	3.25	B+	3.25	A+	4.00	A-	3.50	B	3.00	B+	3.25	B+	3.25	3.430
73	2308389	B+	3.25	B	3.00	B+	3.25	B+	3.25	A+	4.00	A-	3.50	B	3.00	A	3.75	B-	2.75	3.349
74	2308390	B+	3.25	B-	2.75	B-	2.75	B+	3.25	B	3.00	B+	3.25	C+	2.50	B-	2.75	B-	2.75	2.961
75	2308391	A-	3.50	B	3.00	B	3.00	A	3.75	B+	3.25	B+	3.25	C+	2.50	B	3.00	B	3.00	3.204



Hajee Mohammad Danesh Science & Technology University, Dinajpur

Examination results of B.Sc.(Hons.) in Statistics , Level-2 Semester-II, Examination 2024

Course Info:

1. **STT261:** Statistical Inference-I (Theoretical,C.H.3.00)

2. **STT263:** Demography-I (Theoretical,C.H.3.00)

3. **STT264:** Statistical Inference –I and Demography-I (Lab (Sessional,C.H.1.50)

4. **STT265:** Regression Analysis-I (Theoretical,C.H.3.00)

5. **STT267:** Analysis of Variance (Theoretical,C.H.3.00)

6. **STT268:** Regression Analysis-I and Analysis of Variance (Lab) (Sessional,C.H.1.50)


7. **STT269:** Data Processing with Statistical Package (Theoretical,C.H.2.00)

8. **STT270:** Statistical Package (Lab) (Sessional,C.H.1.50)

9. **STT272:** Viva-voce (Viva - Voce,C.H.0.50)

Grading System		
Letter Grade (LG)	Grade Point (GP)	Numerical Equivalent
A+	4.00	80 and above
A	3.75	75 to below 80
A-	3.50	70 to below 75
B+	3.25	65 to below 70
B	3.00	60 to below 65
B-	2.75	55 to below 60
C+	2.50	50 to below 55
C	2.25	45 to below 50
D	2.00	40 to below 45
F	0.00	Less Than 40

SL.	ID	STT261		STT263		STT264		STT265		STT267		STT268		STT269		STT270		STT272		GPA
		LG	GP	LG	GP	LG	GP	LG	GP	LG	GP	LG	GP	LG	GP	LG	GP	LG	GP	
76	2308392	B+	3.25	B+	3.25	B	3.00	B-	2.75	B+	3.25	A-	3.50	C+	2.50	B+	3.25	B-	2.75	3.079
77	2308393	B-	2.75	F	0.00	B-	2.75	C+	2.50	B-	2.75	C	2.25	F	0.00	B+	3.25	B-	2.75	2.696
78	2308394	B	3.00	B	3.00	C+	2.50	C+	2.50	B	3.00	B+	3.25	C	2.25	B+	3.25	B	3.00	2.842
79	2308396	F	0.00	B-	2.75	B	3.00	B-	2.75	B+	3.25	B	3.00	B-	2.75	B+	3.25	B-	2.75	2.938
80	2308397	B-	2.75	C+	2.50	B	3.00	D	2.00	B+	3.25	B-	2.75	F	0.00	C+	2.50	B	3.00	2.669
81	2308398	A+	4.00	A	3.75	B+	3.25	A+	4.00	A+	4.00	A+	4.00	A+	4.00	A-	3.50	B+	3.25	3.842


20.06.2028
Controller of Examinations